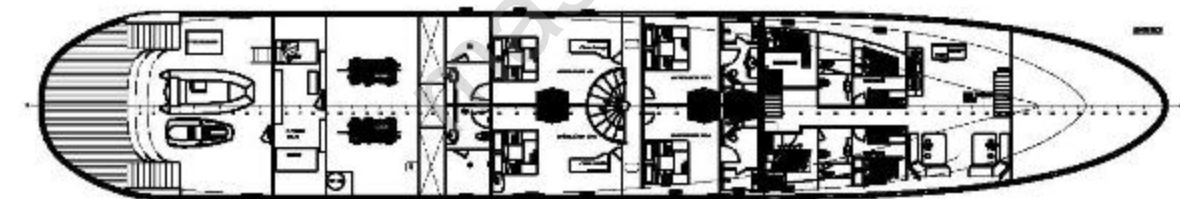
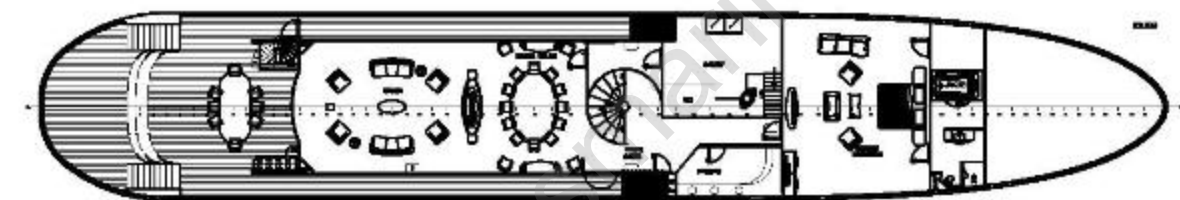
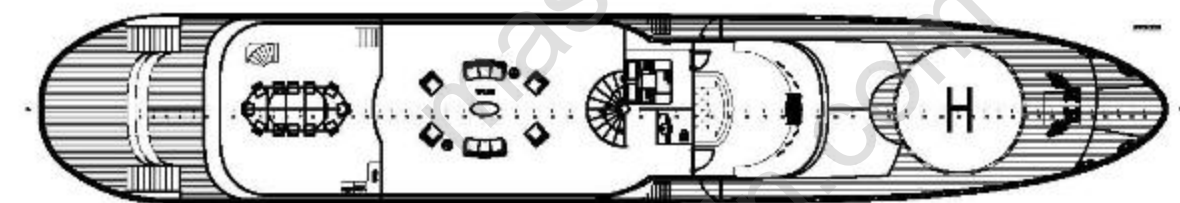


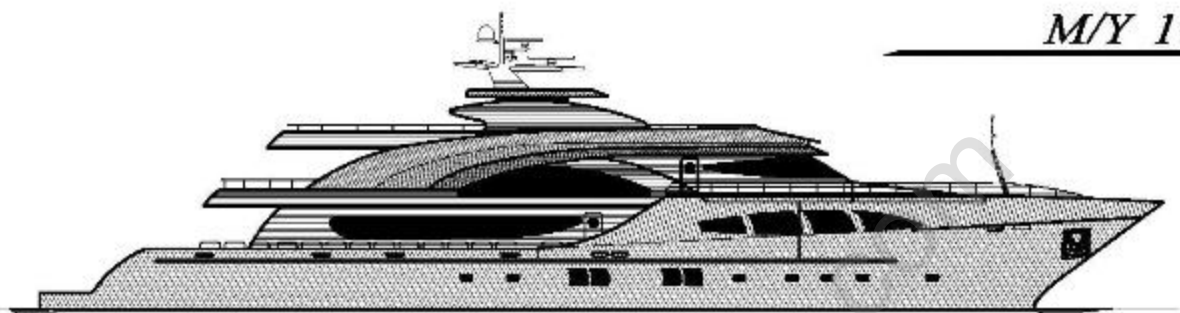


M/Y 166



166 SERIES TECHNICAL DETAILS:

CHARACTERISTICS

Model Year	:2007
Model Type	: 166
Hull Material	:Marine Type A Grade Steel and 5082 Series Aluminium
Builder	: Yacht & Marine Constructions

GENERAL

Length Overall	:51 mt.
Beam (max.)	:8.5 mt.
Draft	:2.5 mt.
Classification	R.I.N.A. PLEASURE CRAFT CLASSIFICATION
Cinema Hall	With out Furniture
Dinning Hall	With out Furniture
Main Hall	With out Furniture
Galley	Full Equipment
Fitness Center	Full Equipment
Sauna	Full Equipment
Turkish Hammam	1. Class Turkish Marbles and Sinks
Crew acomodation	With Furniture
Crew mess	With Furniture
Captain Cabin	With Furniture
Wheel House	Full Equipment list as below

ACCOMMODATION

Owner King suite	1 With out Furniture
Master Suite Cabin	4 With out Furniture

TECHNICAL

Main Engines	:2 X 12V 1000 hp. MAN ENGINE
Cruising Speed	:14 mile
Maximum Speed	:16 mile
Cruising Range	:5000 mile (At 12 mile)
Gross Ton	:455 Gross Ton.
Fuel	:Diesel
Fuel Capacity	111.625 lt
Fresh Water Capacity	17.978 lt
Black Water	19.006 lt
Diesel Pump	2 15 Horsepower, 3000 Circuit, 100 lt / min.
Fire Pump	1 5,5 Horsepower, 1500 Circuit, 667 lt / min
Black Water Pump	1 7,5 Horsepower, 1500 Circuit, 334 lt / min
Fresh Water Pump	1 5,5 Horsepower, 1500 Circuit, 667 lt / min.
24 Volt Pressure Tank	3 50 lt / min.
220 Volt Pressure Tank	3 55 lt / min.

ELECTRICAL SYSTEM

Generator	:75 KVA marine type (Westerbeke American 60 Kw)
Generator	:75 KVA marine type (Westerbeke American 60 Kw)
Volt 1	:24 volt Battery and Gel Batteries
Volt 2	:220 volt for lighting, refrigerators, air conditioners, television and telephone.
Volt 3	:380 volt general use, Diesel pumps and emergency pump, fire equipment.
Charger	:Mastervolt

ELECTRONICS

Satellite antenna for TV	KVH M9
--------------------------	--------

WHEELHOUSE

Steering Wheel	:Electronic+ with Remote control + Hydraulic Aft deck wheel control & throttle
Navigation	All system JRC 72 mile Radar LCD screen (2 piece) NAVTEX (Whether report) Chart Ploter Auto Pilot VHF Hand VHF SSB GPS Echo Sounder
Control Panels	:All the Electronic control panels 24 volt + 220 volt + 380 volt.
Yacht Automation	Camera System Light System Tanks & Pre Warning System

EXTERNAL

Life Boat	:For 6 persons 4 pieces
Life Jacket	:For 20 persons
Crane	:4 m. Stainless 2000 kg. Max. Capacity
Ladder	:Stainless Steel, Hydraulic, Telescopic paserela 5 m.
Lighting the External side for night mode	
Bow Hydraulic Anchor windlass	2 :Rota Company 5 Tons
Back Right Hydraulic rope Capstan	2 :Rota Company 2 Tons
Ropes	:32 mm. 200 mm. At Bow side :32 mm. 200 mm. At Aft side
Anchor	:450 kg. (2 peaces)
Chain	:400 meter 150+250 shiptype

INTERNAL

Water Maker	2 :160lt/h TECNICOMAR Sailor C 1000
Sewage System	1 Sewage Threatment TECNICOMAR ECOMAR 8 5100 LT / DAY
Oily Water Seperator	1 Oily water seperator RWO (Skit -S-DEB) 0,5 m3 / hour
Kitchen	:Full equipment
Refrigerators	3 pcs -10/+5 C Deepfreeze, one for meats, one for vegetables one for drinks
Captain Cabin	:Double-bed
Personal Cabin	:4 cabins

DOORS

Hydraulic Lazerette Door	1
Pantograph Door	2
Weatheright	2
Watertight	8
Polished S.S. 316 L Curved Sliding Door	2

TENDER

Boat	:3.50 Length For Emergency 15 hp.
------	-----------------------------------

STANDART PACKAGE