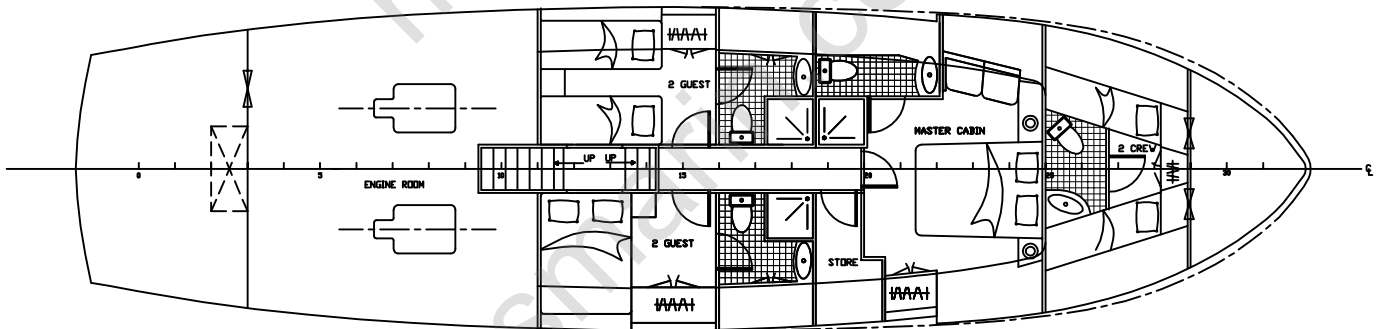
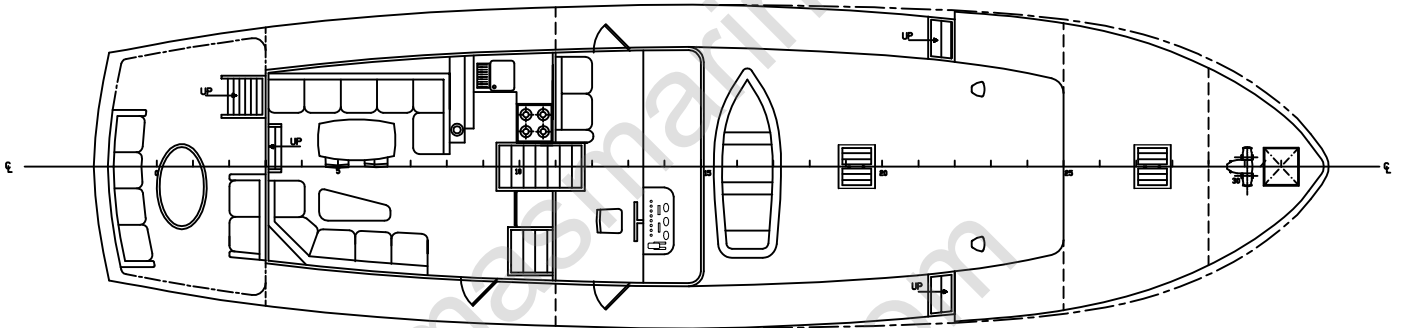
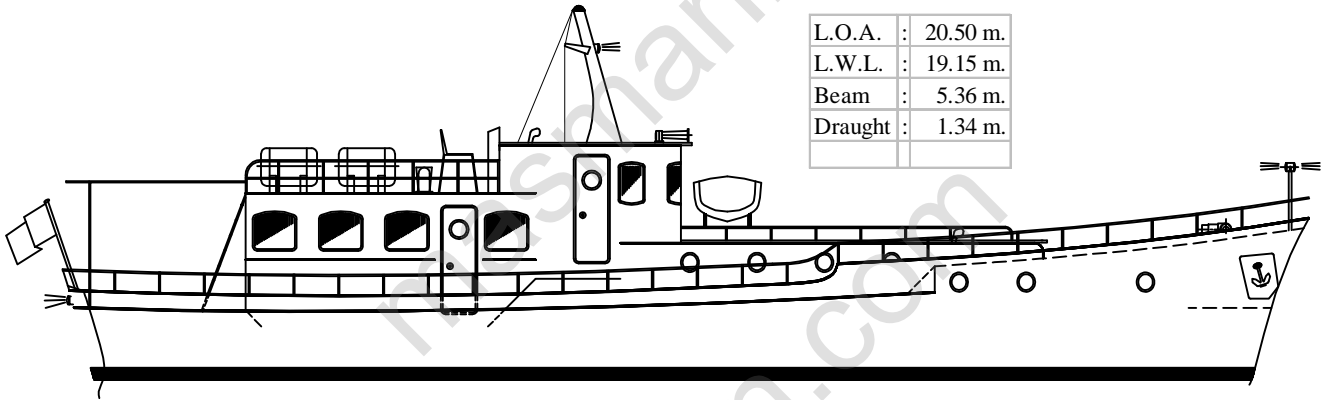


67 MY
 20,50 M. CLASSIC MOTORYACHT

L.O.A.	: 20.50 m.
L.W.L.	: 19.15 m.
Beam	: 5.36 m.
Draught	: 1.34 m.



67 MY, 20,50 m. Classic Motoryacht

The new AEGEAN 67 MY Classic Motoryacht is a steel displacement vessel. She is a nostalgic boat reminiscent of the Fifties.

The AEGEAN 67 MY Classic Motoryacht is a serious blue water vessel both for the commercial and private yacht owners.

Outline Specification

Principle Dimensions :

Length Overall	20.50 m.
Length Waterline.....	19.15 m.
Breadth(mld.).....	5.36 m.
Draught Maximum.....	1.40 m.

Tank Capacities:

Diesel Fuel.....	6300 lt
Fresh Water.....	2200 lt
Waste.....	650 lt

Accommodation

- a. Private use : 1 double master cabin , 1 twin and 1 double guest cabins
- b. Commercial use : 4 double or twin guest cabins

Construction

International marine grade steel hull and superstructure with four watertight bulkheads
Built-in tanks for fuel, water and waste
All steel to be grid blasted and epoxy coated as per specific uses of sections

Deck

Iroco (African teak) decks and cabin top with heat insulation
Hydraulic windlass with two anchors and calibrated chains (2 x 100 m)
SS Stanchions on both sides
SS Boarding ladder with iroco steps
Hydraulic Steering Wheel
All deck insulations Dow high density styrofoam

Interiors

Cabins option 1: All cabin walls, cabin tops SOLAS paneling, SOLAS approved fireproof doors for commercial use.

Cabins option 2: All cabin walls, cabin tops and all doors mahogany and mahogany marine plywood for private use.

All salon and cabin furniture mahogany in both options

Ceiling lights, High density foam beds, lockers and drawers as necessary

Bronze or aluminum portholes

Bronze or aluminum watertight portholes at salon

All interior insulations rockwool

Galley

SS cooker, SS sink, natural marble service banks, lockers and drawers as necessary

Gas bottles at separate insulated and ventilated compartment on deck

One refrigerator, one deepfreezer and one dishwasher

Engine and Drive System

220 HP IVECO Marine Diesel Engine with 3:1 hydraulic gearbox (Twin engines optional extra)

Bronze propeller, 70 mm SS shaft, steel housing, bronze stern glands and all necessary attachments

Electrical System

Generator 20 KVA

24 Volt electrical system

8 Marine batteries 200 Ah each

Automatic Inverter / Battery charger

220 Volt shore supply connection

Air conditioning in all cabins and crew quarters and salon (optional extra)

Sanitary

Pressure water system 24 V with pressure tank
220 V waste disposal system
Pressurized hot and cold fresh water system in all bathrooms and galley
Ceramic heads
Holding tanks for waste
Marble counters and SS or ceramic sinks in all wash basins
Water heating system both electrical and engine connected with boiler

Navigation and Safety

Bronze magnetic compass with bronze classical casing
GPS
Radar (optional extra)
VHF
Echosounder
Speed Log
Thermometer and barometer
Standard SOLAS Navigational lights
Two horseshoe buoys with warning lights
SOLAS Life jackets as capacity
Automatic Inflatable Liferaft (optional extra)
Fire pump and fire piping with deck firehouse
Automatic fire extinguishing system for engine room
Portable fire extinguishers for corridors and salon

Painting

Polyurethane white last coat for hull above water
Epoxy varnish for exterior wooden parts
Traditional wood varnish for interiors
Two coats of JOTUN antifouling for hull under water.