

The 74MS, 22.50 m. Classic Schooner (CE)

The new 74MS is a 22.50 meter classic steel schooner with an elegant and everlasting design. She is a full displacement yacht with unequalled seaworthiness and reliability.

The 74MS is a serious blue water vessel both for the commercial and private yacht owners.

Main particulars

| | |
|--|----------|
| Length Overall (excluding bowsprit)..... | 22.50 m |
| Length Waterline..... | 19.00 m |
| Beam..... | 6.00 m |
| Draught maximum..... | 2.73 m |
| Sail area..... | 200 sq.m |
| Displacement..... | 70 Tons |

Tank Capacities

| | |
|------------------------------------|----------|
| Total capacity of diesel oil..... | 3000 lt. |
| Total capacity of fresh water..... | 4000 lt. |
| Total capacity of dirty water..... | 2000 lt. |

Construction

International marine grade steel hull and superstructure with three watertight bulkheads.
Built-in tanks for fuel, water and waste.

All steel to be grit blasted and epoxy coated as per specific uses of sections.

Deck Layout & Equipment

Iroco (African teak) decks and cabin tops with heat insulation
Steel bowsprit with iroco top
DATA Hydraulic windlass with two anchors and calibrated 12 mm chains (2 x 110 m)
Stainless Steel stanchions on both sides
Stainless Steel boarding ladder with iroco steps
Gangway with Stainless Steel fittings and stanchions
Stainless Steel davits 500 kg. capacity
Hydraulic Steering Wheel at aft cockpit
All deck insulation Dow high density styrofoam

Rigging and Sails

Classic Staysail schooner rigging

Two steel masts and mahogany decorated steel booms

Stainless Steel standing rigging with 8 mm Stainless Steel rigging wires,

Stainless Steel goosenecks, turnbuckles, shackles, timbles, terminals and rigging screws.

One main sail, one mizzen sail, one jib and one staysail, totally approximately 200 sq.m.

Four HARKEN or similar self tailing sail winches

Interiors

Accommodation as shown on preliminary plans with alternative layout choices available

All basic interiors SOLAS Class B rockwool insulated fireproof paneling

Cabin partition paneling Class B15, 50 mm thickness with mahogany patterned vinyl covering (Mahogany paneling extra)

Ceiling paneling Class B ZERO, 30 mm thickness with ivory colour vinyl covering

All salon and cabin furniture mahogany

Ceiling lights, High density foam beds, lockers and drawers as necessary

Bronze, aluminium or stainless steel portholes in each cabin

All interior insulations fireproof rockwool

Galley

Stainless Steel gas, cooker and oven, Stainless Steel sink, natural marble counters, lockers, and drawers as necessary

Gas bottles at separate insulated and ventilated compartment on deck

One refrigerator, one deepfreezer, one dishwasher and one icemaker

Domestic & Sanitary Systems

Pressure water system 24 V with pressure tank

220 V waste disposal system

Pressurized hot and cold fresh water system in all bathrooms and galley

Ceramic heads

Holding tanks fore and aft for waste

Marble counters and Stainless Steel sinks in all wash basins.

Water heating system both electric and generator engine connected with boiler

Engines & Drive Systems

2 x Iveco Marine Diesel Engines 8065 M12, 115 HP each, with 3:1 hydraulic gearboxes, Bronze propellers, Stainless Steel shafts, steel sterntubes, bronze stern glands and all necessary attachments

Electric Systems

Generator 20 KvA
24 Volt electric system
6 marine batteries
Automatic Inverter/Battery charger
220 Volt shore supply connection
Air conditioning in all cabins and crew quarters and salon (optional extra)

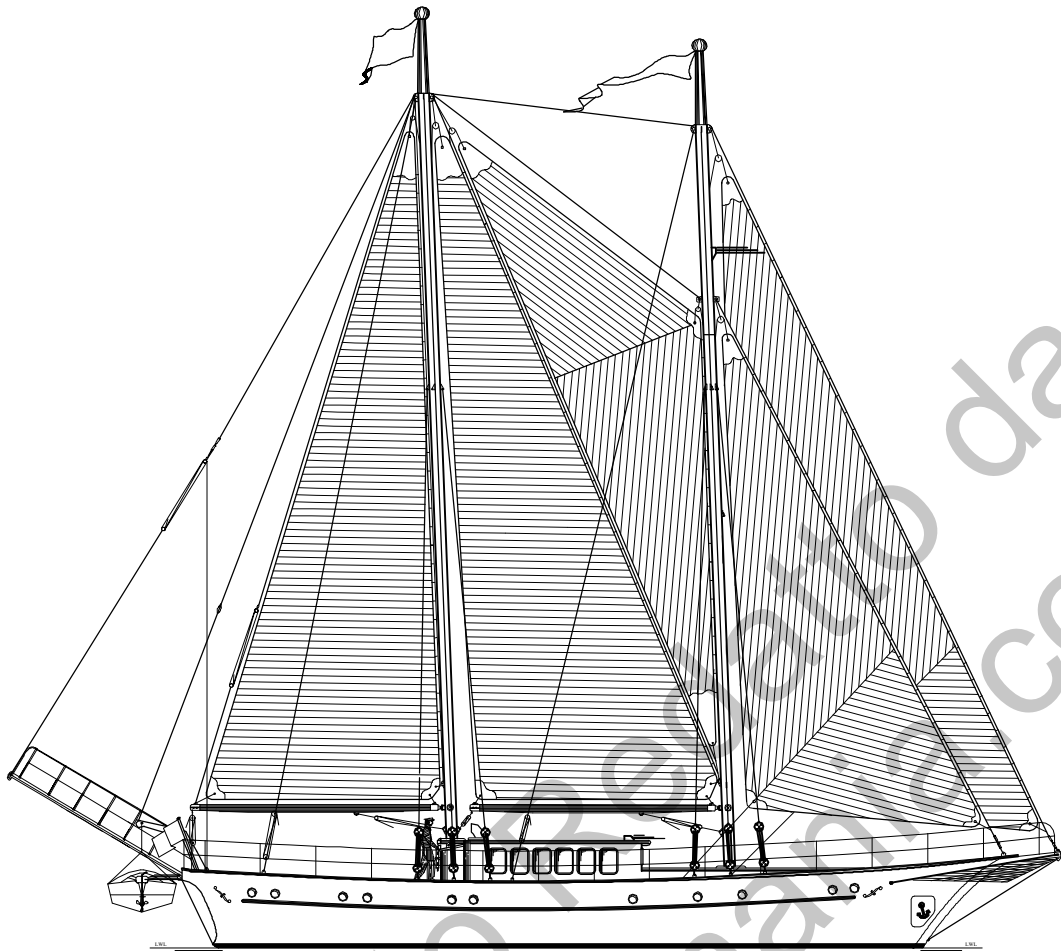
Navigation and Safety

Bronze magnetic compass with bronze classic casing
GPS, RAYMARINE, RAYCHART 425 (C-MAPS optional extra)
Radar (optional extra)
VHF, ICOM – M402
Echosounder & Speed Log, RAYMARINE – TRIDATA ST60
Thermometer and barometer
Standard SOLAS Navigation lights
Two horseshoe buoys with warning lights
SOLAS Life jackets as capacity
Automatic Inflatable Liferaft (optional extra)
Fire pump and fire piping with deck firehose
Automatic fire extinguishing system at engine room
Portable fire extinguishers for salon, galley, cabins and corridors

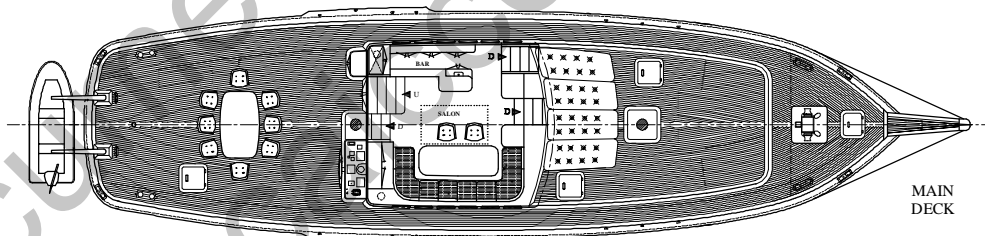
Painting

Epoxy filling & fairing
Polyurethane white final coat for hull sides.
Epoxy varnish for exteriors
Traditional wood varnish for interiors
Two coats of antifouling for hull under water

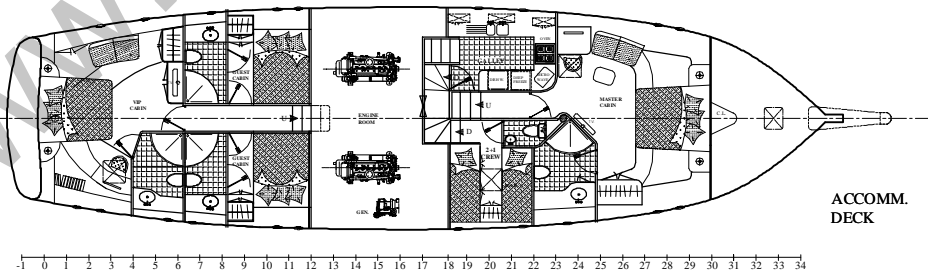
Note: All specifications may change without prior notice



PROFILE



MAIN DECK



ACCOMM. DECK

PRINCIPAL DIMENSIONS :

- L_{OA} = 22,54 m (EXCLUDING BOWSPRIT)
- L_{WL} = 18,98 m
- B_{max} = 6,00 m
- H_{mid} = 3,56 m
- d_{max} = 2,73 m

22.50 M CLASSIC SCHOONER
GENERAL ARRANGEMENT PLAN

| | |
|--------------|------------|
| DRAWN BY : | |
| CHECKED BY : | |
| DRAWING NO : | O535-D-01 |
| SCALE: | 1/100 |
| DATE: | 13.09.2004 |